






**PRODUCT INFORMATION** S500-EBoden\_TY\_US - 05.01.2021 - [www.vs-furniture.com](http://www.vs-furniture.com)

## Series 500

### Cover plates and adjustable shelf inserts for shelving and roller-shutter cabinets.

Cover plates are available in melamine resin or veneer coated chipboard with glued-on plastic or solid wood edges. Adjustable shelf inserts of melamine-resin-coated chipboard with glued-on plastic edges. The shelf inserts can be freely positioned with shelf supports in the rows of holes and secured against slipping out.

The following material groups are available to choose from: Body and bases made of chipboard: L3; Cover top made of chipboard: L3; Cover top veneered: F1.

														
Serie 500	d = 16 3/4 (13 1/4)	42220	42221	42222	42223									
	d = 18 7/8 (15 5/8)	42230	42231	42232	42233									
	d = 16 3/4 (11 7/8)					42224	42225	42227	42226	42228				
	d = 18 7/8 (15)					42234	42235	42237	42236	42238				
	d = 16 3/4										42239	42240	42241	42242
	d = 18 7/8										42243	42244	42245	42246
								left	right					
		Adjustable shelf inserts for shelving cabinets				Adjustable shelf inserts for roller-shutter cabinets				Cover plate				
w		16 3/4	33 1/2	47 1/4	64 1/4	16 3/4	33 1/2	47 1/4	47 1/4	64 1/4	16 3/4	33 1/2	47 1/4	64 1/4
w clear		15 1/4	32	22 1/2	31	13 1/4	30	30	33,1	30				